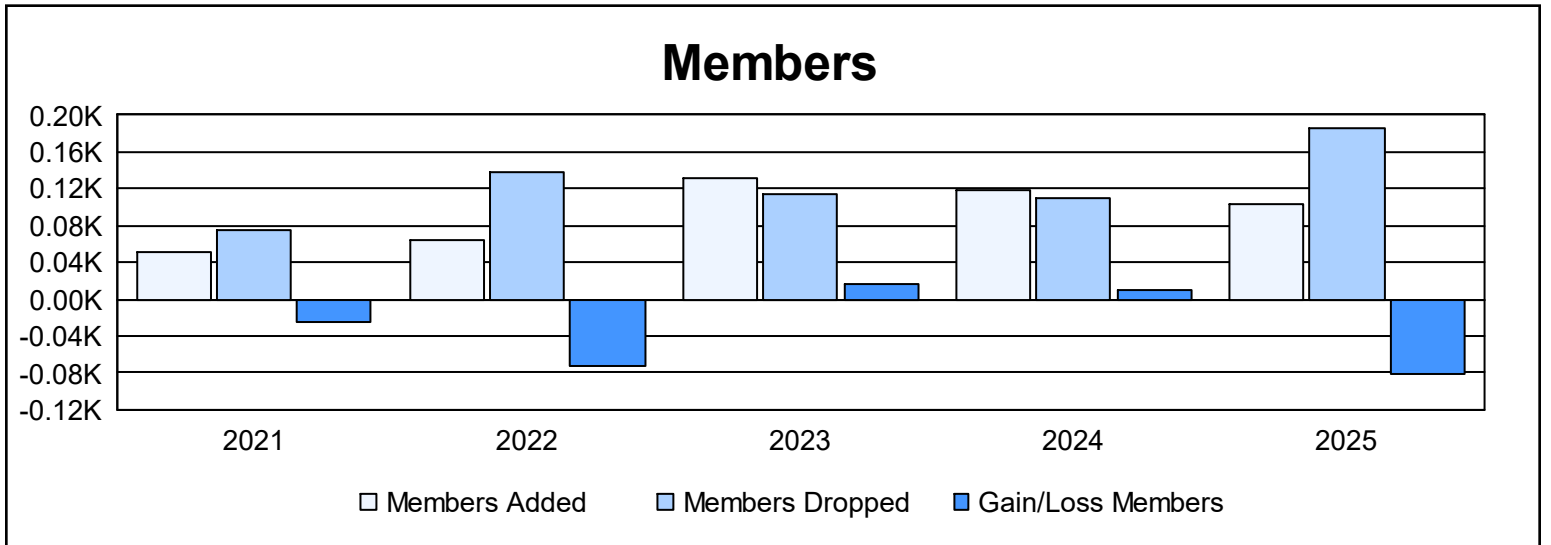
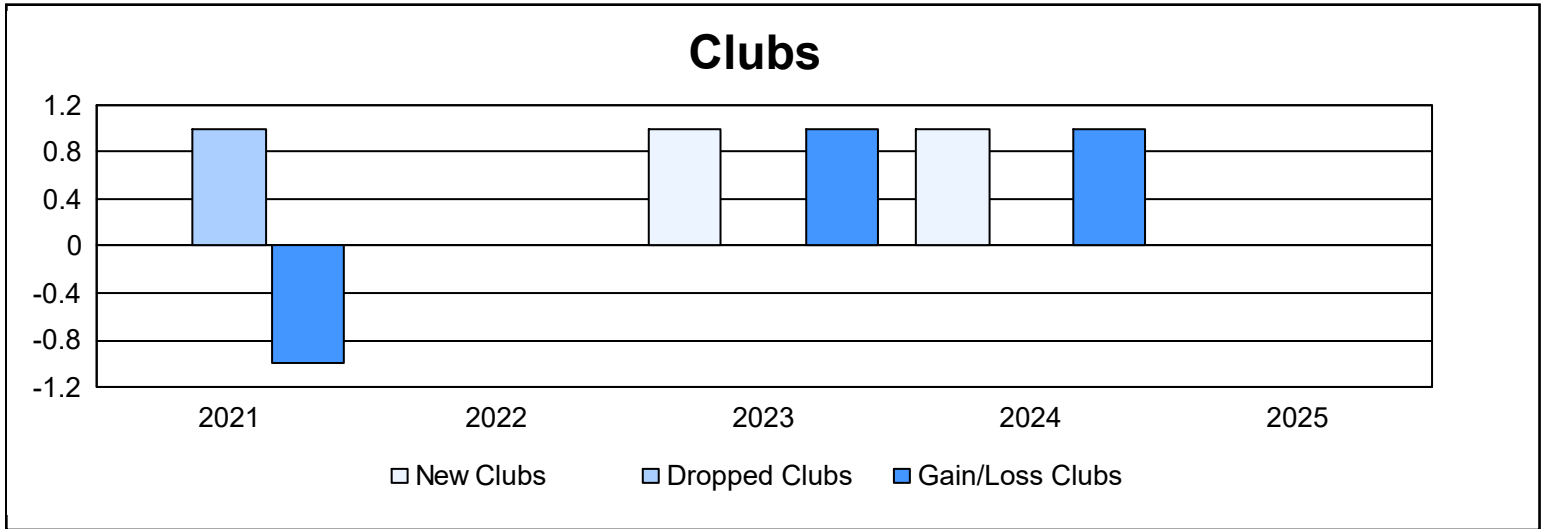
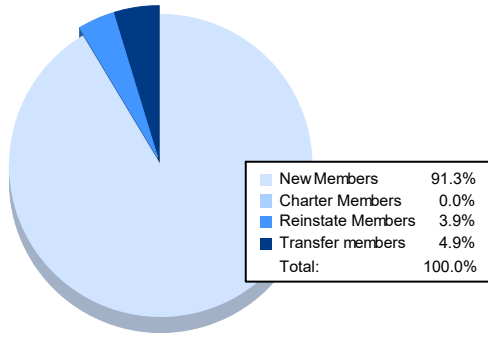


Year	New Clubs	Dropped Clubs	Gain/ Loss Clubs	New Members	Charter Members	Reinstate Members	Transfer Members	Total Member Added	Total Members Dropped	Gain/ Loss Members
2020-2021	0	1	-1	49	0	0	2	51	75	-24
2021-2022	0	0	0	59	0	2	4	65	137	-72
2022-2023	1	0	1	109	20	1	2	132	115	17
2023-2024	1	0	1	92	20	0	6	118	109	9
2024-2025				94	0	4	5	103	185	-82
<b>Average</b>	<b>1</b>	<b>0</b>	<b>0</b>	<b>81</b>	<b>8</b>	<b>1</b>	<b>4</b>	<b>94</b>	<b>124</b>	<b>-30</b>



### Membership Composition June 2025 Cumulative



### Gender Composition June 2025 Cumulative

